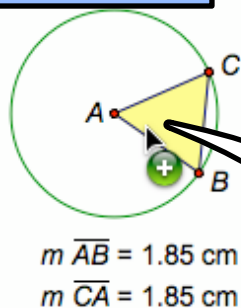


# Using Hot Text™

Write about the objects in your sketch using Hot Text.™

©2009 Key Curriculum Press

## Insert a Label



When you edit a caption...

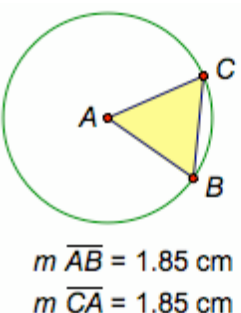
I think

you can click an object to insert its name.

The name show up.

I think  $\triangle ACB$

It is a "Hot Text" link.



I think  $\triangle ACB$  is isosceles.

After you've finished the caption...

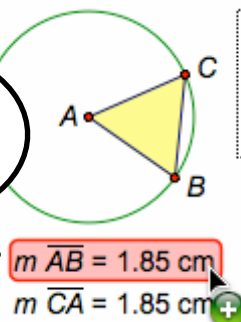
I think  $\triangle ACB$  is isosceles.

the object lights up when you pass over the Hot Text.

## Insert a Value



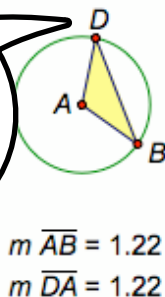
While editing a caption, click a measurement...



I think  $\triangle ACB$  is isosceles. The lengths of  $\overline{AB}$  and  $\overline{CA}$  are both 1.85 cm

to add it to the caption as Hot Text.

If a measurement or label changes after you finish typing the caption...



I think  $\triangle ADB$  is isosceles. The lengths of  $\overline{AB}$  and  $\overline{DA}$  are both 1.22 cm.

the Hot Text is updated automatically.